


























RESULTS SUMMARY

2019 ICF CANOE SPRINT & PARACANOE WORLD CHAMPIONSHIPS






















C1 Men 1000m

Rank	Heat	Lane	NF	Name(s)	250m	500m	750m	Time	
1	1	5	 CZE	Martin FUKSA	53.65 +0.04	1:51.17 +0.01	2:49.14	3:47.08	SF
2	3	4	 BLR	Maksim PIATROU	56.90 +0.72	1:55.29 +2.78	2:52.80 +1.43	3:48.30	SF
3	1	2	 CHN	Pengfei ZHENG	53.60	1:51.15	2:49.65 +0.50	3:48.40	SF
4	3	5	 FRA	Adrien BART	54.70	1:52.51	2:51.37	3:50.23	SF
5	6	4	 ITA	Carlo TACCHINI	53.62	1:51.28	2:50.90	3:50.93	SF
6	1	4	 RUS	Iliia SHTOKALOV	56.43 +1.90	1:54.28 +0.92	2:52.61 +0.15	3:51.19	SF
7	5	4	 CUB	Jose Ramon PELIER CORDOVA	55.31	1:54.56	2:54.22	3:52.05	SF
8	1	6	 LTU	Vadim KOROBV	55.11 +0.57	1:53.67 +0.30	2:52.83 +0.37	3:52.19	SF
9	2	5	 GER	Sebastian BRENDEL	54.05 +0.71	1:52.68	2:52.45	3:52.33	SF
10	6	7	 HUN	Tamas KISS	55.56 +1.43	1:53.92 +0.51	2:52.91 +2.00	3:52.46	SF
11	1	8	 IRI	Mohammad Nabi REZAEI	54.53 +0.87	1:53.36 +2.19	2:52.45 +3.31	3:52.55	P
12	4	5	 BRA	Isaquias QUEIROZ DOS SANTOS	53.46	1:52.30	2:53.15	3:52.95	SF
13	2	4	 MDA	Oleg TARNOVSCHI	53.33	1:54.35 +1.66	2:53.65 +1.20	3:53.68	SF
14	5	5	 POL	Tomasz KACZOR	55.59 +0.28	1:54.77 +0.20	2:54.50 +0.28	3:53.79	SF
15	4	7	 ROU	Leonid-Valentin CARP	54.75 +1.28	1:53.84 +1.53	2:54.88 +1.72	3:53.81	SF
16	2	2	 UZB	Vadim MENKOV	55.02 +0.96	1:53.64 +0.96	2:55.20 +2.75	3:53.88	SF
17	4	4	 SVK	Matej RUSNAK	55.73 +0.97	1:54.68 +0.84	2:55.44 +0.55	3:55.72	SF
18	2	3	 USA	Ian ROSS	57.40 +0.01	1:58.67 +1.65	2:58.32 +1.26	3:55.76	SF
19	6	5	 CAN	Mark William OLDERSHAW	54.57 +0.44	1:53.40 +2.12	2:53.32 +0.40	3:55.87	SF
20	2	6	 BUL	Angel KODINOV	55.74 +1.69	1:57.55 +0.53	2:56.88 +4.43	3:56.06	P
21	2	8	 MEX	Everardo CRISTOBAL	57.39 +1.64	1:57.02 +4.34	2:57.06 +0.17	3:56.39	
22	6	6	 AUT	Manfred PALLINGER	56.03 +1.90	1:56.27 +1.81	2:57.41 +1.34	3:57.47	SF
23	4	6	 LAT	Roberts LAGZDINS	57.04 +2.29	1:57.84 +3.99	2:58.84 +3.95	3:58.14	SF
24	4	3	 TJK	Shahriyor DAMINOV	55.32 +0.57	1:56.08 +2.24	2:58.22 +3.34	3:58.31	P
25	5	6	 EST	Joosep KARLSON	57.48 +0.44	1:57.95 +1.38	2:58.18 +1.79	3:58.39	SF

RESULTS SUMMARY

2019 ICF CANOE SPRINT & PARACANOE WORLD CHAMPIONSHIPS

C1 Men 1000m

Rank	Heat	Lane	NF	Name(s)	250m	500m	750m	Time	
26	5	7	 UKR	Pavlo ALTUKHOV	57.03 +1.44	1:56.57 +1.79	2:56.39 +1.88	3:59.63 +12.55	SF
27	5	3	 CRO	Bruno KUMPEZ	57.16 +0.13	1:56.98 +0.41	2:58.60 +2.21	4:01.76 +14.68	
28	6	8	 POR	Helder SILVA	54.13 +0.51	1:54.46 +0.53	2:56.06 +3.14	4:02.41 +15.33	
29	5	2	 IND	Gaurav TOMAR	57.53 +0.50	1:58.00 +1.43	3:00.15 +3.76	4:03.15 +16.07	
30	3	8	 KOR	Taeun KIM	56.98 +0.80	1:57.40 +1.39	3:00.10 +3.88	4:03.52 +16.44	SF
31	3	6	 ESP	Gonzalo MARTIN FIJO	56.18 +1.47	1:56.01 +3.49	2:56.21 +4.83	4:05.12 +18.04	SF
32	3	1	 VEN	Edwar PAREDES	58.95 +1.96	2:01.70 +4.30	3:03.65 +3.55	4:10.14 +23.06	P
33	1	7	 JPN	Masato HASHIMOTO	56.00 +1.47	1:59.15 +5.79	3:03.22 +10.77	4:13.31 +26.23	
34	6	3	 TUN	Ghailene KHATTALI	58.52 +4.38	2:03.81 +9.35	3:11.55 +15.49	4:19.70 +32.62	
35	4	1	 BIH	Velibor MARINKOVIC	1:00.86 +6.10	2:04.66 +10.82	3:11.98 +17.09	4:20.52 +33.43	
36	3	2	 STP	Buly DA CONCEICAO TRISTE	59.25 +2.26	2:03.01 +5.60	3:11.13 +11.03	4:23.08 +36.00	
37	5	1	 ARM	Ara VIRABYAN	1:00.01 +2.97	2:05.33 +8.76	3:14.36 +17.97	4:26.32 +39.24	
38	2	1	 GEO	Nikoloz KHATIASHVILI	1:01.36 +3.97	2:08.33 +11.31	3:16.53 +19.46	4:27.76 +40.68	
39	1	3	 MOZ	Joaquim LOBO	1:01.70 +7.17	2:11.46 +18.10	3:21.86 +29.40	4:28.96 +41.88	
40	3	7	 ANG	Benilson SANDA	1:01.29 +4.30	2:11.83 +14.42	3:20.52 +20.42	4:29.03 +41.95	
41	3	3	 TPE	Kuan-Chieh LAI	57.71 +0.72	2:08.77 +11.36	3:20.58 +20.48	4:30.11 +43.03	
42	5	8	 ALG	Hadj-Khlifa DERNANI	1:01.89 +4.85	2:14.36 +17.79	3:28.61 +32.22	4:42.07 +54.99	
43	4	2	 KEN	Josephat NGALI	1:02.55 +7.80	2:13.70 +19.86	3:29.65 +34.76	4:42.74 +55.65	
	4	8	 PHI	Ojay FUENTES				DNS	
	6	2	 PER	Gaona Grifa BELDIN DANIEL				DNS	
	1	1	 COK	Leon MUSSELL				DNF	